

**MONTHLY REPORT OF DISBURSEMENTS**  
For the month of October 2024

FAR No. 4


Department : Presidential Communications Office (PCO)  
 Agency/Entity : Presidential Communications Office (Proper)  
 Operating Unit : < not applicable >  
 Organization Code (UACS) : 25 001 000000  
 Fund Cluster : 01 - Regular Agency Fund  
 (e.g. UACS Fund Cluster: 01-Regular Agency Fund, 02-Foreign Assisted Projects Fund, 03-Special Account-Locally Funded/Domestic Grants Fund, etc.)

| Particulars                             | Current Year Budget  |                      |             |             |                      | Prior Year's Budget   |             | SUB-TOTAL            | Grand Total          |                      |                      | Remarks |
|---|----------------------|----------------------|-------------|-------------|----------------------|-----------------------|-------------|----------------------|----------------------|----------------------|----------------------|---------|
|   | PS                   | MOOE                 | FinEx       | CO          | TOTAL                | Prior Year's Accounts |             |                      | PS                   | MOOE                 | TOTAL                |         |
|   | 2                    | 3                    | 4           | 5           | 6=(2+3+4+5)          | 7                     | 8           |                      | 18=(6+17)            | 23                   | 24                   |         |
| CASH DISBURSEMENTS                      | 13,276,452.83        | 26,403,306.55        | 0.00        | 0.00        | 39,679,759.38        | 0.00                  | 0.00        | 39,679,759.38        | 13,276,452.83        | 26,403,306.55        | 39,679,759.38        |         |
| Notice of Cash Allocation (NCA)         | 13,276,452.83        | 26,403,306.55        | 0.00        | 0.00        | 39,679,759.38        | 0.00                  | 0.00        | 39,679,759.38        | 13,276,452.83        | 26,403,306.55        | 39,679,759.38        |         |
| MDS Checks Issued                       | 135,926.36           | 1,610,751.92         | 0.00        | 0.00        | 1,746,678.28         | 0.00                  | 0.00        | 1,746,678.28         | 135,926.36           | 1,610,751.92         | 1,746,678.28         |         |
| Advice to Debit Account                 | 13,140,526.47        | 24,792,554.63        | 0.00        | 0.00        | 37,933,081.10        | 0.00                  | 0.00        | 37,933,081.10        | 13,140,526.47        | 24,792,554.63        | 37,933,081.10        |         |
| Notice of Transfer Allocations (NTA)    | 0.00                 | 0.00                 | 0.00        | 0.00        | 0.00                 | 0.00                  | 0.00        | 0.00                 | 0.00                 | 0.00                 | 0.00                 |         |
| MDS Checks Issued                       | 0.00                 | 0.00                 | 0.00        | 0.00        | 0.00                 | 0.00                  | 0.00        | 0.00                 | 0.00                 | 0.00                 | 0.00                 |         |
| Advice to Debit Account                 | 0.00                 | 0.00                 | 0.00        | 0.00        | 0.00                 | 0.00                  | 0.00        | 0.00                 | 0.00                 | 0.00                 | 0.00                 |         |
| Working Fund for FAPs                   | 0.00                 | 0.00                 | 0.00        | 0.00        | 0.00                 | 0.00                  | 0.00        | 0.00                 | 0.00                 | 0.00                 | 0.00                 |         |
| Cash Disbursement Ceiling (CDC)         | 0.00                 | 0.00                 | 0.00        | 0.00        | 0.00                 | 0.00                  | 0.00        | 0.00                 | 0.00                 | 0.00                 | 0.00                 |         |
| <b>TOTAL CASH DISBURSEMENTS</b>         | <b>13,276,452.83</b> | <b>26,403,306.55</b> | <b>0.00</b> | <b>0.00</b> | <b>39,679,759.38</b> | <b>0.00</b>           | <b>0.00</b> | <b>39,679,759.38</b> | <b>13,276,452.83</b> | <b>26,403,306.55</b> | <b>39,679,759.38</b> |         |
| NON-CASH DISBURSEMENTS                  | 2,438,714.61         | 1,667,438.64         | 0.00        | 0.00        | 4,106,153.25         | 0.00                  | 0.00        | 4,106,153.25         | 2,438,714.61         | 1,667,438.64         | 4,106,153.25         |         |
| Tax Remittance Advices Issued (TRA)     | 2,438,714.61         | 1,667,438.64         | 0.00        | 0.00        | 4,106,153.25         | 0.00                  | 0.00        | 4,106,153.25         | 2,438,714.61         | 1,667,438.64         | 4,106,153.25         |         |
| Non-Cash Availment Authority (NCAA)     | 0.00                 | 0.00                 | 0.00        | 0.00        | 0.00                 | 0.00                  | 0.00        | 0.00                 | 0.00                 | 0.00                 | 0.00                 |         |
| Disbursements effected through outright | 0.00                 | 0.00                 | 0.00        | 0.00        | 0.00                 | 0.00                  | 0.00        | 0.00                 | 0.00                 | 0.00                 | 0.00                 |         |
| Overpayment of expenses(e.g.            | 0.00                 | 0.00                 | 0.00        | 0.00        | 0.00                 | 0.00                  | 0.00        | 0.00                 | 0.00                 | 0.00                 | 0.00                 |         |
| Restitution for loss of government      | 0.00                 | 0.00                 | 0.00        | 0.00        | 0.00                 | 0.00                  | 0.00        | 0.00                 | 0.00                 | 0.00                 | 0.00                 |         |
| Liquidated damages and similar claims   | 0.00                 | 0.00                 | 0.00        | 0.00        | 0.00                 | 0.00                  | 0.00        | 0.00                 | 0.00                 | 0.00                 | 0.00                 |         |
| Others(TEF, BTR-Documentary Stamp Tax,  | 0.00                 | 0.00                 | 0.00        | 0.00        | 0.00                 | 0.00                  | 0.00        | 0.00                 | 0.00                 | 0.00                 | 0.00                 |         |
| <b>TOTAL NON-CASH DISBURSEMENTS</b>     | <b>2,438,714.61</b>  | <b>1,667,438.64</b>  | <b>0.00</b> | <b>0.00</b> | <b>4,106,153.25</b>  | <b>0.00</b>           | <b>0.00</b> | <b>4,106,153.25</b>  | <b>2,438,714.61</b>  | <b>1,667,438.64</b>  | <b>4,106,153.25</b>  |         |
| <b>GRAND TOTAL</b>                      | <b>15,715,167.44</b> | <b>28,070,745.19</b> | <b>0.00</b> | <b>0.00</b> | <b>43,785,912.63</b> | <b>0.00</b>           | <b>0.00</b> | <b>43,785,912.63</b> | <b>15,715,167.44</b> | <b>28,070,745.19</b> | <b>43,785,912.63</b> |         |

| Particulars  | Previous Report (2) | This Month (3) | As at Date (4) |
|--|---------------------|----------------|----------------|
| Total Disbursement Authorities Received                        | 710,163,275.51      | 75,026,153.25  | 785,189,428.76 |
| NCA  | 679,485,768.00      | 70,920,000.00  | 750,405,768.00 |
| NTA  | 0.00                | 0.00           | 0.00           |
| Working Fund   | 0.00                | 0.00           | 0.00           |
| TRA  | 30,677,507.51       | 4,106,153.25   | 34,783,660.76  |
| CDC  | 0.00                | 0.00           | 0.00           |
| NCAA   | 0.00                | 0.00           | 0.00           |
| Less: Notice of Transfer of Allocations (NTA)* issued          | 0.00                | 0.00           | 0.00           |
| Total Disbursement Authorities Available                       | 710,163,275.51      | 75,026,153.25  | 785,189,428.76 |
| Less:  | 0.00                | 0.00           | 0.00           |
| Lapsed NCA Disbursements                                       | 47,382,458.19       | 0.00           | 47,382,458.19  |
| Less: Other Non-Cash Disbursements                             | 662,780,817.32      | 43,785,912.63  | 706,566,729.95 |
| Disbursements effected through outright deductions from claims | 0.00                | 0.00           | 0.00           |
| Overpayment of expenses(e.g. personnel benefits)               | 0.00                | 0.00           | 0.00           |
| Restitution for loss of government property                    | 0.00                | 0.00           | 0.00           |
| Liquidated damages and similar claims                          | 0.00                | 0.00           | 0.00           |
| Others (e.g. TEF, BTR, Docs Stamp, etc.)                       | 0.00                | 0.00           | 0.00           |
| Add/Less: Adjustments (e.g. cancelled/staled checks)           | 0.00                | 0.00           | 0.00           |
| Balance of Disbursement Authorities as at date                 | 0.00                | 31,240,240.62  | 31,240,240.62  |
| Total Disbursements Program                                    | 710,163,275.51      | 75,026,153.25  | 785,189,428.76 |
| Less: *Actual Disbursements                                    | 662,780,817.32      | 43,785,912.63  | 706,566,729.95 |
| (Over)/Under spending  | 47,382,458.19       | 31,240,240.62  | 78,622,698.81  |


Notes: \* The use of NTA is discouraged  
 Notes: \*\* Amounts should tally with the grand total disbursement (column 27).

Certified Correct:

  
 \_\_\_\_\_  
 MERCELITA G. HIZON  
 Administrative Officer V


Date: 11/07/24

Recommending Approval:

  
 \_\_\_\_\_  
 MA. TERESA L. UBAS  
 Chief Accountant

Date:

Approved By:

  
 \_\_\_\_\_  
 CHERRITT KAREN L. MARALIT  
 Undersecretary for Operations,  
 Administration, Finance and GOCCs

Date: