

MONTHLY REPORT OF DISBURSEMENTS
For the month of September 2024


Department : Presidential Communications Office (PCO)
 Agency/Entity : Presidential Communications Office (Proper)
 Operating Unit : < not applicable >
 Organization Code : 25 001 000000
 Fund Cluster : 01 - Regular Agency Fund
 (e.g. UACS Fund Cluster: 01-Regular Agency Fund, 02-Foreign Assisted Projects Fund, 03-Special Account-Locally Funded/Domestic Grants Fund, etc.)

Particulars	Current Year Budget					Prior Year's Budget		SUB-TOTAL	Grand Total			Remarks
	PS	MOOE	FinEx	CO	TOTAL	Prior Year's Accounts PS	MOOE		PS	MOOE	TOTAL	
	2	3	4	5	6=(2+3+4+5)	7	8		18=(6+17)	23	24	
CASH DISBURSEMENTS	17,487,171.08	77,080,455.26	0.00	0.00	94,567,626.34	0.00	0.00	94,567,626.34	17,487,171.08	77,080,455.26	94,567,626.34	
Notice of Cash Allocation (NCA)	17,487,171.08	77,080,455.26	0.00	0.00	94,567,626.34	0.00	0.00	94,567,626.34	17,487,171.08	77,080,455.26	94,567,626.34	
MDS Checks Issued	31,345.71	46,933,668.57	0.00	0.00	46,965,014.28	0.00	0.00	46,965,014.28	31,345.71	46,933,668.57	46,965,014.28	
Advice to Debit Account	17,455,825.37	30,146,786.69	0.00	0.00	47,602,612.06	0.00	0.00	47,602,612.06	17,455,825.37	30,146,786.69	47,602,612.06	
Notice of Transfer Allocations	0.00	0.00	0.00	0.00	0.00	0.00	0.00	0.00	0.00	0.00	0.00	
MDS Checks Issued	0.00	0.00	0.00	0.00	0.00	0.00	0.00	0.00	0.00	0.00	0.00	
Advice to Debit Account	0.00	0.00	0.00	0.00	0.00	0.00	0.00	0.00	0.00	0.00	0.00	
Working Fund for FAPs	0.00	0.00	0.00	0.00	0.00	0.00	0.00	0.00	0.00	0.00	0.00	
Cash Disbursement Ceiling	0.00	0.00	0.00	0.00	0.00	0.00	0.00	0.00	0.00	0.00	0.00	
TOTAL CASH DISBURSEMENTS	17,487,171.08	77,080,455.26	0.00	0.00	94,567,626.34	0.00	0.00	94,567,626.34	17,487,171.08	77,080,455.26	94,567,626.34	
NON-CASH DISBURSEMENTS	1,740,102.04	822,874.04	0.00	0.00	2,562,976.08	0.00	0.00	2,562,976.08	1,740,102.04	822,874.04	2,562,976.08	
Tax Remittance Advices Issued	1,740,102.04	822,874.04	0.00	0.00	2,562,976.08	0.00	0.00	2,562,976.08	1,740,102.04	822,874.04	2,562,976.08	
Non-Cash Availment Authority	0.00	0.00	0.00	0.00	0.00	0.00	0.00	0.00	0.00	0.00	0.00	
Disbursements effected through	0.00	0.00	0.00	0.00	0.00	0.00	0.00	0.00	0.00	0.00	0.00	
Overpayment of expenses(e.g.	0.00	0.00	0.00	0.00	0.00	0.00	0.00	0.00	0.00	0.00	0.00	
Restitution for loss of	0.00	0.00	0.00	0.00	0.00	0.00	0.00	0.00	0.00	0.00	0.00	
Liquidated damages and similar	0.00	0.00	0.00	0.00	0.00	0.00	0.00	0.00	0.00	0.00	0.00	
Others(TEF, BTr-Documentary	0.00	0.00	0.00	0.00	0.00	0.00	0.00	0.00	0.00	0.00	0.00	
TOTAL NON-CASH	1,740,102.04	822,874.04	0.00	0.00	2,562,976.08	0.00	0.00	2,562,976.08	1,740,102.04	822,874.04	2,562,976.08	
GRAND TOTAL	19,227,273.12	77,903,329.30	0.00	0.00	97,130,602.42	0.00	0.00	97,130,602.42	19,227,273.12	77,903,329.30	97,130,602.42	

Particulars (1)	Previous Report (2)	This Month (3)	As at Date (4)
Total Disbursement Authorities Received	629,025,299.43	81,137,976.08	710,163,275.51
NCA	600,910,768.00	78,575,000.00	679,485,768.00
NTA	0.00	0.00	0.00
Working Fund	0.00	0.00	0.00
TRA	28,114,531.43	2,562,976.08	30,677,507.51
CDC	0.00	0.00	0.00
NCAA	0.00	0.00	0.00
Less: Notice of Transfer of Allocations (NTA)* issued	0.00	0.00	0.00
Total Disbursement Authorities Available	629,025,299.43	81,137,976.08	710,163,275.51
Less:	0.00	0.00	0.00
Lapsed NCA Disbursements	106,724.43	47,275,733.76	47,382,458.19
Less: Other Non-Cash Disbursements	565,650,214.90	97,130,602.42	662,780,817.32
Disbursements effected through outright deductions from claims	0.00	0.00	0.00
Overpayment of expenses(e.g. personnel benefits)	0.00	0.00	0.00
Restitution for loss of government property	0.00	0.00	0.00
Liquidated damages and similar claims	0.00	0.00	0.00
Others (e.g. TEF, BTr, Docs Stamp, etc.)	0.00	0.00	0.00
Add/Less: Adjustments (e.g. cancelled/staled checks)	0.00	0.00	0.00
Balance of Disbursement Authorities as at date	63,268,360.10	(63,268,360.10)	0.00
Total Disbursements Program	629,025,299.43	81,137,976.08	710,163,275.51
Less: *Actual Disbursements	565,650,214.90	97,130,602.42	662,780,817.32
(Over)/Under spending	63,375,084.53	(15,992,626.34)	47,382,458.19

Notes: * The use of NTA is discouraged
 Notes: ** Amounts should tally with the grand total disbursement (column 27).


Certified Correct:



 MERCELITA G. NIZON
 Administrative Officer V

Date:

Recommending Approval:




 MA. TERESA L. UBAS
 Chief Accountant

Date:



Approved By:



 CHERBETT KAREN L. MARAÑON
 Undersecretary for Operations,
 Administration, Finance and GOCCs

Date: