

STATEMENT OF APPROPRIATIONS, ALLOTMENTS, OBLIGATIONS, DISBURSEMENTS AND BALANCES

As at the Quarter Ending September 30, 2024

Department : Presidential Communications Office (PCO)  
 Agency/Entity : Presidential Communications Office (Proper)  
 Operating Unit : < not applicable >  
 Organization Code (UACS) : 25 001 0000000  
 Fund Cluster : 01 - Regular Agency Fund

X	Current Year Appropriations
	Supplemental Appropriations
	Continuing Appropriations

(e.g. UACS Fund Cluster: 01-Regular Agency Fund, 02-Foreign Assisted Projects Fund, 03-Special Account-Locally Funded/Domestic Grants Fund, and 04-Special Account-Foreign Assisted/Foreign Grants Fund)

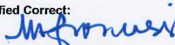
Particulars	UACS CODE	Appropriations				Allotments			Current Year Obligations					Current Year Disbursements					Balances				
		Authorized Appropriations	Adjustments (Transfer To/From, Modifications/ Augmentations)	Adjusted Appropriations	Allotments Received	Adjustments (Reductions, Modifications/ Augmentations)	Transfer To	Transfer From	Adjusted Allotments	1st Quarter Ending March 31	2nd Quarter Ending June 30	3rd Quarter Ending September 30	4th Quarter Ending December 31	Total	1st Quarter Ending March 31	2nd Quarter Ending June 30	3rd Quarter Ending September 30	4th Quarter Ending December 31	Total	Unreleased Appropriations	Unobligated Allotments	Unpaid Obligations (15-20)=(23+24)	
		3	4	5=(3+4)	6	7	8	9	10=(8+(-)-7)+8+9	11	12	13	14	15=(11+12+13+14)	16	17	18	19	20=(16+17+18+19)	21	22	Due and Demandable 23	Not Yet Due and Demandable 24
I. Agency Specific Budget		933,601,000.00	0.00	933,601,000.00	933,601,000.00	0.00	0.00	933,601,000.00	91,927,385.74	193,337,044.67	164,602,285.44	0.00	469,866,715.76	87,541,728.35	176,136,894.03	174,222,674.78	0.00	437,901,197.17	0.00	463,634,284.25	31,965,618.88	0.00	
General Administration and Support	10000000000000000000	304,997,000.00	0.00	304,997,000.00	304,997,000.00	0.00	0.00	304,997,000.00	50,142,753.55	69,152,811.00	73,328,614.80	0.00	192,623,979.35	46,032,482.30	67,696,907.27	71,897,944.48	0.00	185,627,334.05	0.00	112,373,020.65	6,996,645.30	0.00	
General management and supervision	1000001000010000	304,827,000.00	(724,239.22)	304,102,760.78	304,827,000.00	(724,239.22)	0.00	304,102,760.78	49,887,540.78	68,587,091.67	73,255,197.68	0.00	191,729,740.13	45,777,179.53	67,184,805.72	71,844,526.70	0.00	184,806,511.95	0.00	112,373,020.65	6,923,228.18	0.00	
PS		165,524,000.00	(724,239.22)	164,799,760.78	165,524,000.00	(724,239.22)	0.00	164,799,760.78	39,160,584.28	55,386,565.63	42,439,341.85	0.00	136,986,481.76	37,377,406.36	55,476,958.38	43,570,411.15	0.00	136,424,775.89	0.00	27,813,279.02	559,705.67	0.00	
MOOE		130,307,000.00	0.00	130,307,000.00	130,307,000.00	0.00	0.00	130,307,000.00	10,726,866.50	13,200,536.04	30,815,855.83	0.00	54,743,258.37	8,399,773.17	11,705,847.34	28,274,115.55	0.00	48,379,736.06	0.00	75,563,741.63	6,363,522.31	0.00	
CO		8,996,000.00	0.00	8,996,000.00	8,996,000.00	0.00	0.00	8,996,000.00	0.00	0.00	0.00	0.00	0.00	0.00	0.00	0.00	0.00	0.00	0.00	8,996,000.00	0.00	0.00	
Administration of Personnel Benefits	1000001000020000	170,000.00	724,239.22	894,239.22	170,000.00	724,239.22	0.00	894,239.22	255,302.77	565,519.33	73,417.12	0.00	894,239.22	255,302.77	512,101.55	53,417.78	0.00	820,822.10	0.00	0.00	73,417.12	0.00	
PS		170,000.00	724,239.22	894,239.22	170,000.00	724,239.22	0.00	894,239.22	255,302.77	565,519.33	73,417.12	0.00	894,239.22	255,302.77	512,101.55	53,417.78	0.00	820,822.10	0.00	0.00	73,417.12	0.00	
Sub-Total, General Administration and Support		304,997,000.00	0.00	304,997,000.00	304,997,000.00	0.00	0.00	304,997,000.00	50,142,753.55	69,152,811.00	73,328,614.80	0.00	192,623,979.35	46,032,482.30	67,696,907.27	71,897,944.48	0.00	185,627,334.05	0.00	112,373,020.65	6,996,645.30	0.00	
PS		165,694,000.00	0.00	165,694,000.00	165,694,000.00	0.00	0.00	165,694,000.00	39,415,887.05	55,952,074.96	42,512,758.97	0.00	137,880,720.98	37,632,709.13	55,991,059.93	43,623,828.83	0.00	137,247,597.89	0.00	27,813,279.02	633,122.99	0.00	
MOOE		130,307,000.00	0.00	130,307,000.00	130,307,000.00	0.00	0.00	130,307,000.00	10,726,866.50	13,200,536.04	30,815,855.83	0.00	54,743,258.37	8,399,773.17	11,705,847.34	28,274,115.55	0.00	48,379,736.06	0.00	75,563,741.63	6,363,522.31	0.00	
FinEx (if Applicable)		0.00	0.00	0.00	0.00	0.00	0.00	0.00	0.00	0.00	0.00	0.00	0.00	0.00	0.00	0.00	0.00	0.00	0.00	0.00	0.00	0.00	
CO		8,996,000.00	0.00	8,996,000.00	8,996,000.00	0.00	0.00	8,996,000.00	0.00	0.00	0.00	0.00	0.00	0.00	0.00	0.00	0.00	0.00	0.00	8,996,000.00	0.00	0.00	
Operations	30000000000000000000	628,504,000.00	0.00	628,504,000.00	628,504,000.00	0.00	0.00	628,504,000.00	41,784,632.19	124,184,433.57	111,273,670.64	0.00	277,242,736.40	41,509,246.05	108,439,986.76	102,324,630.31	0.00	252,273,863.12	0.00	351,261,263.60	24,968,873.28	0.00	
OO - Public access, engagement and understanding of Presidential policies and government programs achieved		628,504,000.00	0.00	628,504,000.00	628,504,000.00	0.00	0.00	628,504,000.00	41,784,632.19	124,184,433.57	111,273,670.64	0.00	277,242,736.40	41,509,246.05	108,439,986.76	102,324,630.31	0.00	252,273,863.12	0.00	351,261,263.60	24,968,873.28	0.00	
PRESIDENTIAL COMMUNICATIONS PROGRAM		628,504,000.00	0.00	628,504,000.00	628,504,000.00	0.00	0.00	628,504,000.00	41,784,632.19	124,184,433.57	111,273,670.64	0.00	277,242,736.40	41,509,246.05	108,439,986.76	102,324,630.31	0.00	252,273,863.12	0.00	351,261,263.60	24,968,873.28	0.00	
Formulation, coordination and implementation of integrated public information plans and programs	3101001000010000	582,747,000.00	0.00	582,747,000.00	582,747,000.00	0.00	0.00	582,747,000.00	41,784,632.19	78,437,433.57	111,263,670.64	0.00	231,465,736.40	41,509,246.05	62,692,986.76	102,314,630.31	0.00	206,516,863.12	0.00	351,261,263.60	24,968,873.28	0.00	
PS		4,421,000.00	0.00	4,421,000.00	4,421,000.00	0.00	0.00	4,421,000.00	917,266.47	768,107.20	1,518,121.49	0.00	3,223,495.16	910,793.53	758,580.14	1,553,521.49	0.00	3,222,895.16	0.00	1,197,504.84	600.00	0.00	
MOOE		558,714,000.00	(16,000,000.00)	542,714,000.00	558,714,000.00	(16,000,000.00)	0.00	542,714,000.00	40,867,365.72	68,769,326.37	109,745,548.15	0.00	219,382,241.24	40,598,452.52	61,834,406.62	100,761,108.82	0.00	203,293,967.96	0.00	323,331,758.76	16,088,273.28	0.00	
CO		19,612,000.00	16,000,000.00	35,612,000.00	19,612,000.00	16,000,000.00	0.00	35,612,000.00	0.00	8,880,000.00	0.00	0.00	8,880,000.00	0.00	0.00	0.00	0.00	0.00	0.00	26,732,000.00	8,880,000.00	0.00	
Project(s)		45,757,000.00	0.00	45,757,000.00	45,757,000.00	0.00	0.00	45,757,000.00	0.00	45,747,000.00	10,000.00	0.00	45,757,000.00	0.00	45,747,000.00	10,000.00	0.00	45,757,000.00	0.00	0.00	0.00	0.00	
Locally-Funded Project(s)		45,757,000.00	0.00	45,757,000.00	45,757,000.00	0.00	0.00	45,757,000.00	0.00	45,747,000.00	10,000.00	0.00	45,757,000.00	0.00	45,747,000.00	10,000.00	0.00	45,757,000.00	0.00	0.00	0.00	0.00	
Completion of Multi-Purpose Building (Government Communication Academy), Manolo Fortich, Bukidnon	3101002000040000	45,757,000.00	0.00	45,757,000.00	45,757,000.00	0.00	0.00	45,757,000.00	0.00	45,747,000.00	10,000.00	0.00	45,757,000.00	0.00	45,747,000.00	10,000.00	0.00	45,757,000.00	0.00	0.00	0.00	0.00	
CO		45,757,000.00	0.00	45,757,000.00	45,757,000.00	0.00	0.00	45,757,000.00	0.00	45,747,000.00	10,000.00	0.00	45,757,000.00	0.00	45,747,000.00	10,000.00	0.00	45,757,000.00	0.00	0.00	0.00	0.00	




Department : Presidential Communications Office (PCO)  
 Agency/Entity : Presidential Communications Office (Proper)  
 Operating Unit : < not applicable >  
 Organization Code (UACS) : 25 001 0000000  
 Fund Cluster : 01 - Regular Agency Fund  
 (e.g. UACS Fund Cluster: 01-Regular Agency Fund, 02-Foreign Assisted Projects Fund, 03-Special Account-Locally Funded/Domestic Grants Fund, and 04-Special Account-Foreign Assisted/Foreign Grants Fund)

X	Current Year Appropriations
	Supplemental Appropriations
	Continuing Appropriations

Particulars	UACS CODE	Appropriations			Allotments			Current Year Obligations					Current Year Disbursements				Balances						
		Authorized Appropriations	Adjustments (Transfer To/From, Modifications/ Augmentations)	Adjusted Appropriations	Allotments Received	Adjustments (Reductions, Modifications/ Augmentations)	Transfer To	Transfer From	Adjusted Allotments	1st Quarter Ending March 31	2nd Quarter Ending June 30	3rd Quarter Ending September 30	4th Quarter Ending December 31	Total	1st Quarter Ending March 31	2nd Quarter Ending June 30	3rd Quarter Ending September 30	4th Quarter Ending December 31	Total	Unreleased Appropriations	Unobligated Allotments	Unpaid Obligations (15-20)=(23+24)	
1	2	3	4	5=(3+4)	6	7	8	9	10=[(8)+(7)-8+9]	11	12	13	14	15=(11+12+13+14)	16	17	18	19	20=(16+17+18+19)	21	22	23	24
Recapitulation by OO:																							
I. Agency Specific Budget		628,504,000.00	0.00	628,504,000.00	628,504,000.00	0.00	0.00	0.00	628,504,000.00	41,784,632.19	124,184,433.57	111,273,670.64	0.00	277,242,736.40	41,509,246.05	108,439,986.76	102,324,630.31	0.00	252,273,863.12	0.00	351,261,263.60	24,968,873.28	0.00
PRESIDENTIAL COMMUNICATIONS PROGRAM		628,504,000.00	0.00	628,504,000.00	628,504,000.00	0.00	0.00	0.00	628,504,000.00	41,784,632.19	124,184,433.57	111,273,670.64	0.00	277,242,736.40	41,509,246.05	108,439,986.76	102,324,630.31	0.00	252,273,863.12	0.00	351,261,263.60	24,968,873.28	0.00

Certified Correct:  
  
 MA. ALMA A. FRANCISCO  
 Chief Administrative Officer (Budget Officer V)  
 Date:

Certified Correct:  
  
 MA. TERESA L. UBAS  
 Chief Accountant  
 Date:

Approved By:  
  
 CHERRY L. MARALJI  
 Undersecretary for Operations, Administration, Finance and GOCCs  
 Date:

STATEMENT OF APPROPRIATIONS, ALLOTMENTS, OBLIGATIONS, DISBURSEMENTS AND BALANCES  
As at the Quarter Ending September 30, 2024

Department : Presidential Communications Office (PCO)  
 Agency/Entity : Presidential Communications Office (Proper)  
 Operating Unit : < not applicable >  
 Organization Code (UACS) : 25 001 0000000  
 Fund Cluster : 01 - Regular Agency Fund  
 (e.g. UACS Fund Cluster: 01-Regular Agency Fund, 02-Foreign Assisted Projects Fund, 03-Special Account-Locally Funded/Domestic Grants Fund, and 04-Special Account-Foreign Assisted/Foreign Grants Fund)

	Current Year Appropriations
	Supplemental Appropriations
X	Continuing Appropriations

Particulars	UACS CODE	Appropriations		Adjusted Appropriations	Allotments		Adjustments (Reductions, Modifications/ Augmentations)		Transfer To		Transfer From		Current Year Obligations					Current Year Disbursements					Balances			
		Authorized Appropriations	(Transfer To/From, Modifications/ Augmentations)		SARO	Unobligated	(Reductions, Modifications/ Augmentations)				Adjusted Allotments	1st Quarter Ending March 31	2nd Quarter Ending June 30	3rd Quarter Ending September 30	4th Quarter Ending December 31	Total	1st Quarter Ending March 31	2nd Quarter Ending June 30	3rd Quarter Ending September 30	4th Quarter Ending December 31	Total	Unreleased Appropriations	Unobligated Allotments	Due and Demandable	Unpaid Obligations (16-21)=(24+25)	
		3	4		6	7	8	9	10	11=(8+7)-(9)-8+10	12	13	14	15	16=(12+13+14+15)	17	18	19	20	21=(17+18+19+20)	22=(5-11)	23=(11-16)	24	25		
Unobligated Allotment		0.00	0.00	0.00	0.00	103,793,736.03	0.00	0.00	0.00	0.00	0.00	0.00	0.00	92,754,003.83	17,518,992.36	67,061,758.78	4,604,461.19	0.00	89,185,212.33	0.00	11,039,732.20	3,668,791.50	0.00			
I. Agency Specific Budget		0.00	0.00	0.00	0.00	103,793,736.03	0.00	0.00	0.00	0.00	0.00	0.00	0.00	92,754,003.83	17,518,992.36	67,061,758.78	4,604,461.19	0.00	89,185,212.33	0.00	11,039,732.20	3,668,791.50	0.00			
General Administration and Support	1000000000000000	0.00	0.00	0.00	0.00	11,212,820.75	0.00	0.00	0.00	0.00	0.00	0.00	0.00	3,334,850.00	0.00	0.00	0.00	0.00	0.00	0.00	7,877,970.75	3,334,850.00	0.00			
General management and supervision	100000100001000	0.00	0.00	0.00	0.00	11,212,820.75	0.00	0.00	0.00	0.00	0.00	0.00	0.00	3,334,850.00	0.00	0.00	0.00	0.00	0.00	0.00	7,877,970.75	3,334,850.00	0.00			
MOOE		0.00	0.00	0.00	0.00	30.75	0.00	0.00	0.00	0.00	0.00	0.00	0.00	0.00	0.00	0.00	0.00	0.00	0.00	0.00	0.00	30.75	0.00	0.00		
CO		0.00	0.00	0.00	0.00	11,212,790.00	0.00	0.00	0.00	0.00	0.00	0.00	0.00	3,334,850.00	0.00	0.00	0.00	0.00	0.00	0.00	7,877,940.00	3,334,850.00	0.00			
Sub-Total, General Administration and Support		0.00	0.00	0.00	0.00	11,212,820.75	0.00	0.00	0.00	0.00	0.00	0.00	0.00	3,334,850.00	0.00	0.00	0.00	0.00	0.00	0.00	7,877,970.75	3,334,850.00	0.00			
PS		0.00	0.00	0.00	0.00	0.00	0.00	0.00	0.00	0.00	0.00	0.00	0.00	0.00	0.00	0.00	0.00	0.00	0.00	0.00	0.00	0.00	0.00	0.00		
MOOE		0.00	0.00	0.00	0.00	30.75	0.00	0.00	0.00	0.00	0.00	0.00	0.00	0.00	0.00	0.00	0.00	0.00	0.00	0.00	0.00	30.75	0.00	0.00		
FinEx (if Applicable)		0.00	0.00	0.00	0.00	0.00	0.00	0.00	0.00	0.00	0.00	0.00	0.00	0.00	0.00	0.00	0.00	0.00	0.00	0.00	0.00	0.00	0.00	0.00		
CO		0.00	0.00	0.00	0.00	11,212,790.00	0.00	0.00	0.00	0.00	0.00	0.00	0.00	3,334,850.00	0.00	0.00	0.00	0.00	0.00	0.00	7,877,940.00	3,334,850.00	0.00			
Operations	3000000000000000	0.00	0.00	0.00	0.00	92,580,915.28	0.00	0.00	0.00	0.00	0.00	0.00	0.00	89,419,153.83	17,518,992.36	67,061,758.78	4,604,461.19	0.00	89,185,212.33	0.00	3,161,761.45	233,941.50	0.00			
OO - Public access, engagement and understanding of Presidential policies and government programs achieved		0.00	0.00	0.00	0.00	92,580,915.28	0.00	0.00	0.00	0.00	0.00	0.00	0.00	89,419,153.83	17,518,992.36	67,061,758.78	4,604,461.19	0.00	89,185,212.33	0.00	3,161,761.45	233,941.50	0.00			
PRESIDENTIAL COMMUNICATIONS PROGRAM		0.00	0.00	0.00	0.00	92,580,915.28	0.00	0.00	0.00	0.00	0.00	0.00	0.00	89,419,153.83	17,518,992.36	67,061,758.78	4,604,461.19	0.00	89,185,212.33	0.00	3,161,761.45	233,941.50	0.00			
Formulation, coordination and implementation of integrated public information plans and programs	310100100001000	0.00	0.00	0.00	0.00	92,580,915.28	0.00	0.00	0.00	0.00	0.00	0.00	0.00	89,419,153.83	17,518,992.36	67,061,758.78	4,604,461.19	0.00	89,185,212.33	0.00	3,161,761.45	233,941.50	0.00			
MOOE		0.00	0.00	0.00	0.00	89,420,276.10	0.00	0.00	0.00	0.00	0.00	0.00	0.00	89,419,153.83	17,518,992.36	67,061,758.78	4,604,461.19	0.00	89,185,212.33	0.00	1,122.27	233,941.50	0.00			
CO		0.00	0.00	0.00	0.00	3,160,639.18	0.00	0.00	0.00	0.00	0.00	0.00	0.00	0.00	0.00	0.00	0.00	0.00	0.00	0.00	0.00	3,160,639.18	0.00	0.00		
Sub-Total, Operations		0.00	0.00	0.00	0.00	92,580,915.28	0.00	0.00	0.00	0.00	0.00	0.00	0.00	89,419,153.83	17,518,992.36	67,061,758.78	4,604,461.19	0.00	89,185,212.33	0.00	3,161,761.45	233,941.50	0.00			
PS		0.00	0.00	0.00	0.00	0.00	0.00	0.00	0.00	0.00	0.00	0.00	0.00	0.00	0.00	0.00	0.00	0.00	0.00	0.00	0.00	0.00	0.00	0.00		
MOOE		0.00	0.00	0.00	0.00	89,420,276.10	0.00	0.00	0.00	0.00	0.00	0.00	0.00	89,419,153.83	17,518,992.36	67,061,758.78	4,604,461.19	0.00	89,185,212.33	0.00	1,122.27	233,941.50	0.00			
FinEx (if Applicable)		0.00	0.00	0.00	0.00	0.00	0.00	0.00	0.00	0.00	0.00	0.00	0.00	0.00	0.00	0.00	0.00	0.00	0.00	0.00	0.00	0.00	0.00	0.00		
CO		0.00	0.00	0.00	0.00	3,160,639.18	0.00	0.00	0.00	0.00	0.00	0.00	0.00	0.00	0.00	0.00	0.00	0.00	0.00	0.00	0.00	3,160,639.18	0.00	0.00		
Sub-Total, L. Agency Specific Budget		0.00	0.00	0.00	0.00	103,793,736.03	0.00	0.00	0.00	0.00	0.00	0.00	0.00	92,754,003.83	17,518,992.36	67,061,758.78	4,604,461.19	0.00	89,185,212.33	0.00	11,039,732.20	3,668,791.50	0.00			
PS		0.00	0.00	0.00	0.00	0.00	0.00	0.00	0.00	0.00	0.00	0.00	0.00	0.00	0.00	0.00	0.00	0.00	0.00	0.00	0.00	0.00	0.00	0.00		
MOOE		0.00	0.00	0.00	0.00	89,420,306.85	0.00	0.00	0.00	0.00	0.00	0.00	0.00	89,419,153.83	17,518,992.36	67,061,758.78	4,604,461.19	0.00	89,185,212.33	0.00	1,153.02	233,941.50	0.00			
FinEx (if Applicable)		0.00	0.00	0.00	0.00	0.00	0.00	0.00	0.00	0.00	0.00	0.00	0.00	0.00	0.00	0.00	0.00	0.00	0.00	0.00	0.00	0.00	0.00	0.00		
CO		0.00	0.00	0.00	0.00	14,373,429.18	0.00	0.00	0.00	0.00	0.00	0.00	0.00	3,334,850.00	0.00	0.00	0.00	0.00	0.00	0.00	11,038,579.18	3,334,850.00	0.00			

Department : Presidential Communications Office (PCO)  
 Agency/Entity : Presidential Communications Office (Proper)  
 Operating Unit : < not applicable >  
 Organization Code (UACS) : 25 001 0000000  
 Fund Cluster : 01 - Regular Agency Fund  
 (e.g. UACS Fund Cluster: 01-Regular Agency Fund, 02-Foreign Assisted Projects Fund, 03-Special Account-Locally Funded/Domestic Grants Fund, and 04-Special Account-Foreign Assisted/Foreign Grants Fund)


	Current Year Appropriations
	Supplemental Appropriations
X	Continuing Appropriations

Particulars	UACS CODE	Appropriations			Allotments					Current Year Obligations					Current Year Disbursements					Balances					
		Authorized Appropriations	Adjustments (Transfer To/From, Modifications/Amendments)	Adjusted Appropriations	Allotments		Adjustments (Reductions, Modifications/Amendments)	Transfer To	Transfer From	Adjusted Allotments	1st Quarter Ending March 31	2nd Quarter Ending June 30	3rd Quarter Ending September 30	4th Quarter Ending December 31	Total	1st Quarter Ending March 31	2nd Quarter Ending June 30	3rd Quarter Ending September 30	4th Quarter Ending December 31	Total	Unused Funds		Unpaid Obligations (16-21)-(24+25)		
					SARO	Unobligated															Unreleased Appropriations	Unobligated Allotments	Due and Demandable	Not Yet Due and Demandable	
					6	7															22=(5-11)	23=(11-16)	24	25	
1	2	3	4	5=(3+4)	6	7	8	9	10	11=(8+9)-(10)+10	12	13	14	15	16=(12+13+14+15)	17	18	19	20	21=(17+18+19+20)	22=(5-11)	23=(11-16)	24	25	
GRAND TOTAL		0.00	0.00	0.00	0.00	103,793,736.03	0.00	0.00	0.00	103,793,736.03	23,168,452.63	64,747,148.51	4,838,402.69	0.00	92,764,003.83	17,518,992.36	67,061,768.78	4,604,461.19	0.00	89,185,212.33	0.00	11,038,732.20	3,568,791.60	0.00	
PS		0.00	0.00	0.00	0.00	0.00	0.00	0.00	0.00	0.00	0.00	0.00	0.00	0.00	0.00	0.00	0.00	0.00	0.00	0.00	0.00	0.00	0.00	0.00	
MOOE		0.00	0.00	0.00	0.00	89,420,306.85	0.00	0.00	0.00	89,420,306.85	23,168,452.63	61,412,298.51	4,838,402.69	0.00	89,419,153.83	17,518,992.36	67,061,768.78	4,604,461.19	0.00	89,185,212.33	0.00	1,153.02	233,941.50	0.00	
FinEx (if Applicable)		0.00	0.00	0.00	0.00	0.00	0.00	0.00	0.00	0.00	0.00	0.00	0.00	0.00	0.00	0.00	0.00	0.00	0.00	0.00	0.00	0.00	0.00	0.00	
CO		0.00	0.00	0.00	0.00	14,373,429.18	0.00	0.00	0.00	14,373,429.18	0.00	3,334,850.00	0.00	0.00	3,334,850.00	0.00	0.00	0.00	0.00	0.00	0.00	11,038,679.18	3,334,850.00	0.00	
Recapitulation by OO:																									
Unobligated Allotment		0.00	0.00	0.00	0.00	92,680,915.28	0.00	0.00	0.00	92,680,915.28	23,168,452.63	61,412,298.51	4,838,402.69	0.00	89,419,153.83	17,518,992.36	67,061,768.78	4,604,461.19	0.00	89,185,212.33	0.00	3,161,761.45	233,941.60	0.00	
Agency Specific Budget		0.00	0.00	0.00	0.00	92,680,915.28	0.00	0.00	0.00	92,680,915.28	23,168,452.63	61,412,298.51	4,838,402.69	0.00	89,419,153.83	17,518,992.36	67,061,768.78	4,604,461.19	0.00	89,185,212.33	0.00	3,161,761.45	233,941.50	0.00	
PRESIDENTIAL COMMUNICATIONS PROGRAM		0.00	0.00	0.00	0.00	92,680,915.28	0.00	0.00	0.00	92,680,915.28	23,168,452.63	61,412,298.51	4,838,402.69	0.00	89,419,153.83	17,518,992.36	67,061,768.78	4,604,461.19	0.00	89,185,212.33	0.00	3,161,761.45	233,941.50	0.00	

Certified Correct:

  
 MA ALMA A. FRANCISCO  
 Chief Administrative Officer (Budget Officer V)  
 Date:

Certified Correct:

  
 MA TERESA L. UBAS  
 Chief Accountant  
 Date:

Approved By:

  
 KAREN L. MARALIT  
 Undersecretary for Operations, Administration, Finance and GOCCS  
 Date: 16