

**STATEMENT OF APPROPRIATIONS, ALLOTMENTS, OBLIGATIONS, DISBURSEMENTS AND BALANCES**  
For the quarter ending June 30, 2023

Department : PRESIDENTIAL COMMUNICATIONS OFFICE  
 Agency : PRESIDENTIAL COMMUNICATIONS OFFICE - (PROPER)  
 Operating Unit : \_\_\_\_\_  
 Organization Code (UAC): 25 001 00 00000  
 Fund Clus 01 - Regular Agency \_\_\_\_\_


x	Current Year Appropriations
	Supplemental Appropriations
x	Continuing Appropriations

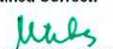
(e.g. UACS Fund Cluster: 01-Regular Agency Fund, 02-Foreign Assisted Projects Fund, 03-Special Account-Locally Funded/Domestic Grants Fund, and 04-Special Account-Foreign Assisted/Foreign Grants Fund)


Particulars	UACS CODE	Appropriations			Allotments					Current Year Obligations			Current Year Disbursements			Balances			
		Authorized Appropriation	Adjustments (Transfer To)/From/ Modifications/ Augmentations)	Adjusted Appropriations	Allotments Received	Adjustments (Reductions, Modifications/ Augmentations)	Transfer To	Transfer From	Adjusted Allotments	1st Quarter	2nd Quarter	Total	1st Quarter	2nd Quarter	Total	Unreleased Appropriations	Unobligated Allotment	Unpaid Obligations	
										Ending Mar. 31	Ending Jun. 30		Ending Mar. 31	Ending Jun. 30				Due and Demandable	Not Yet Due and Demandable
1	2	3	4	5=(3+4)	6	7	8	9	10=[(6+7)-8+9]	11	12	15=(11+12+13+14)	16	17	20=(18+17+18+19)	20=(5-10)	21=(10-15)	22=(15-20)	23
<b>I. Agency Specific Budget</b>																			
General Administration and Support		290,699,000.00	0.00	290,699,000.00	290,699,000.00	0.00	0.00	0.00	290,699,000.00	48,519,406.75	67,624,228.42	116,143,635.17	45,608,417.40	70,165,830.41	115,774,247.81	0.00	174,555,364.83	369,387.36	
General Administration and Supervision	1 00 000000000000																		
General Administration and Supervision	1 00 000100001000																		
PS		149,426,000.00	-3,717,649.41	145,708,350.59	149,426,000.00	-3,717,649.41			145,708,350.59	31,225,537.18	40,449,423.67	71,674,960.85	31,066,398.31	40,427,733.86	71,494,132.17	0.00	74,033,389.74	180,828.68	
MOOE		117,167,000.00		117,167,000.00	117,167,000.00				117,167,000.00	17,159,632.42	22,854,392.49	40,014,024.91	14,407,781.84	25,417,684.29	39,825,466.23	0.00	77,152,975.09	188,658.68	
Fin Exp.(if applicable)																			
CO		23,369,000.00		23,369,000.00	23,369,000.00				23,369,000.00	0.00	0.00	0.00	0.00	0.00	0.00	0.00	23,369,000.00	0.00	
Administration of Personnel Benefits																			
PS		737,000.00	3,717,649.41	4,454,649.41	737,000.00	3,717,649.41			4,454,649.41	134,237.15	4,320,412.26	4,454,649.41	134,237.15	4,320,412.26	4,454,649.41		0.00	0.00	
Support to Operations	2 00 000000000000																		
PAP	2 00 010000000000																		
PS																			
MOOE																			
Fin Exp.(if applicable)																			
CO																			
Operations	3 00 000000000000																		
OO - Public access, engagement and understanding of Presidential policies and government programs achieved		202,373,000.00	0.00	202,373,000.00	202,373,000.00	0.00	0.00	0.00	202,373,000.00	36,394,115.28	37,557,447.86	73,951,563.14	35,001,535.59	36,868,026.36	71,869,561.95	0.00	128,421,436.86	2,082,001.19	
Program 1 - PRESIDENTIAL COMMUNICATIONS PROGRAM	3 10 10 0000000000																		
Activity - Formulation, coordination and implementation of integrated public information plans and programs	3 10 10 0100001000																		
PS		6,437,000.00		6,437,000.00	6,437,000.00				6,437,000.00	1,043,904.06	1,244,074.36	2,287,978.42	1,028,102.24	1,253,441.16	2,281,543.40	0.00	4,149,021.58	6,435.02	
MOOE		171,009,000.00		171,009,000.00	171,009,000.00				171,009,000.00	33,824,531.22	36,101,473.50	69,926,004.72	32,447,753.35	35,402,685.20	67,850,438.55	0.00	101,082,995.28	2,075,566.17	
Fin Exp.(if applicable)					0.00				0.00										
CO		24,927,000.00		24,927,000.00	24,927,000.00				24,927,000.00	1,525,680.00	211,900.00	1,737,580.00	1,525,680.00	211,900.00	1,737,580.00	0.00	23,189,420.00	0.00	
Sub-Total, Agency Specific Budget		493,072,000.00	0.00	493,072,000.00	493,072,000.00	0.00	0.00	0.00	493,072,000.00	84,913,522.03	105,181,678.28	190,095,198.31	80,609,952.99	107,033,856.77	187,643,809.76	0.00	302,976,801.69	2,451,388.55	
PS		156,600,000.00	0.00	156,600,000.00	156,600,000.00	0.00	0.00	0.00	156,600,000.00	32,403,678.39	46,013,910.29	78,417,588.68	32,228,737.70	46,001,587.28	78,230,324.98	0.00	76,182,411.32	187,263.70	
MOOE		288,176,000.00	0.00	288,176,000.00	288,176,000.00	0.00	0.00	0.00	288,176,000.00	50,984,163.84	58,955,865.99	109,940,029.63	46,855,535.29	60,820,369.49	107,675,904.78	0.00	178,235,970.37	2,264,124.85	
Fin Exp.(if applicable)									0.00										
CO		48,296,000.00	0.00	48,296,000.00	48,296,000.00	0.00	0.00	0.00	48,296,000.00	1,525,680.00	211,900.00	1,737,580.00	1,525,680.00	211,900.00	1,737,580.00	0.00	46,558,420.00	0.00	
<b>II. Automatic Appropriations</b>		14,339,000.00	0.00	14,339,000.00	14,339,000.00	0.00	0.00	0.00	14,339,000.00	4,353,607.91	3,019,577.84	7,373,185.75	4,353,607.91	2,209,646.84	6,563,254.75	0.00	6,965,814.25	809,931.00	
A.I.a .RLIP	104 102	13,736,000.00		13,736,000.00	13,736,000.00				13,736,000.00	4,241,175.77	2,914,547.48	7,155,723.25	4,241,175.77	2,139,626.60	6,380,802.37	0.00	6,580,276.75	774,920.88	
A.II.a .RLIP	104 102	603,000.00		603,000.00	603,000.00				603,000.00	112,432.14	105,030.36	217,462.50	112,432.14	70,020.24	182,452.38	0.00	385,537.50	35,010.12	
Sub-Total, Automatic Appropriations		14,339,000.00	0.00	14,339,000.00	14,339,000.00	0.00	0.00	0.00	14,339,000.00	4,353,607.91	3,019,577.84	7,373,185.75	4,353,607.91	2,209,646.84	6,563,254.75	0.00	6,965,814.25	809,931.00	
PS		14,339,000.00	0.00	14,339,000.00	14,339,000.00	0.00	0.00	0.00	14,339,000.00	4,353,607.91	3,019,577.84	7,373,185.75	4,353,607.91	2,209,646.84	6,563,254.75	0.00	6,965,814.25	809,931.00	
MOOE																			
Fin Exp.(if applicable)																			
CO																			

*Approved*

Particulars	UACS CODE	Appropriations			Allotments					Current Year Obligations			Current Year Disbursements			Balances			
		Authorized Appropriation	Adjustments (Transfer To)/From/ Modifications/ Augmentations)	Adjusted Appropriations	Allotments Received	Adjustments (Reductions, Modifications/ Augmentations)	Transfer To	Transfer From	Adjusted Allotments	1st Quarter	2nd Quarter	Total	1st Quarter	2nd Quarter	Total	Unreleased Appropriations	Unobligated Allotment	Unpaid Obligations	
										Ending Mar. 31	Ending Jun. 30		Ending Mar. 31	Ending Jun. 30				Due and Demandable	Not Yet Due and Demandable
1	2	3	4	5=(3+4)	6	7	8	9	10=[(6+7)-8+9]	11	12	15=(11+12+13+14)	16	17	20=(16+17+18+19)	20=(5-10)	21=(10-15)	22=(15-20)	23
<b>III. Special Purpose Fund</b>		11,310,593.00	0.00	11,310,593.00	11,310,593.00	0.00			11,310,593.00	0.00	11,286,099.39	11,286,099.39	0.00	10,185,376.07	10,185,376.07	0.00	24,493.61	1,100,723.32	
SARO-BMB-C-23-0017932 (PGF)	101 407	5,369,769.00		5,369,769.00	5,369,769.00				5,369,769.00		5,345,275.55	5,345,275.55	0.00	4,244,652.23	4,244,652.23	0.00	24,493.45	1,100,723.32	
SARO-BMB-C-23-0017619 (MPBF)	101 408	5,940,824.00		5,940,824.00	5,940,824.00				5,940,824.00		5,940,823.84	5,940,823.84	0.00	5,940,823.84	5,940,823.84	0.00	0.16	0.00	
			0.00	0.00					0.00		0.00	0.00		0.00	0.00		0.00	0.00	
<b>Sub-Total, Special Purpose Fund</b>		11,310,593.00	0.00	11,310,593.00	11,310,593.00	0.00			11,310,593.00	0.00	11,286,099.39	11,286,099.39	0.00	10,185,376.07	10,185,376.07	0.00	24,493.61	1,100,723.32	
PS		11,310,593.00	0.00	11,310,593.00	11,310,593.00	0.00			11,310,593.00	0.00	11,286,099.39	11,286,099.39	0.00	10,185,376.07	10,185,376.07	0.00	24,493.61	1,100,723.32	
MOOE																			
Fin Exp.(if applicable)																			
CO																			
<b>PRIOR YEAR BUDGET (CONTINUING APPROPRIATION)</b>		356,796,391.89	0.00	356,796,391.89	356,796,391.89	0.00	0.00	0.00	356,796,391.89	3,277,149.38	3,734,637.98	7,011,787.36	2,488,502.63	1,548,657.23	4,037,159.86	0.00	349,784,604.53	2,974,627.50	
A.I.a MOOE		1,714,272.98	0.00	1,714,272.98	1,714,272.98	0.00	0.00	0.00	1,714,272.98	1,173,871.22	539,095.50	1,712,966.72	1,141,896.47	518,674.75	1,660,571.22	0.00	1,306.26	62,395.50	
A.II.a MOOE		1,792,637.03	0.00	1,792,637.03	1,792,637.03	0.00	0.00	0.00	1,792,637.03	1,346,606.16	429,494.48	1,776,100.64	1,346,606.16	273,310.48	1,619,916.64	0.00	16,536.39	156,184.00	
A.II.a CO		353,289,481.88	0.00	353,289,481.88	353,289,481.88	0.00	0.00	0.00	353,289,481.88	756,672.00	2,768,048.00	3,522,720.00	0.00	756,672.00	756,672.00	0.00	349,766,761.88	2,766,048.00	
<b>GRAND TOTAL</b>		875,517,984.89	0.00	875,517,984.89	875,517,984.89	0.00	0.00	0.00	875,517,984.89	92,544,279.32	123,221,991.49	215,766,270.81	87,452,063.53	120,977,536.91	208,429,600.44	0.00	659,751,714.08	7,336,670.37	
PS		182,249,593.00	0.00	182,249,593.00	182,249,593.00	0.00	0.00	0.00	182,249,593.00	36,757,286.30	60,319,587.52	97,076,873.82	36,582,345.61	58,396,610.19	94,978,955.80	0.00	85,172,719.18	2,097,918.02	
MOOE		291,682,910.01	0.00	291,682,910.01	291,682,910.01	0.00	0.00	0.00	291,682,910.01	53,604,641.02	59,924,455.97	113,429,096.99	49,344,037.92	61,612,354.72	110,956,392.64	0.00	178,253,813.02	2,472,704.35	
Fin Exp.(if applicable)																			
CO		401,585,481.88	0.00	401,585,481.88	401,585,481.88	0.00	0.00	0.00	401,585,481.88	2,282,352.00	2,977,948.00	5,260,300.00	1,525,680.00	968,572.00	2,494,252.00	0.00	396,325,181.88	2,766,048.00	
<b>Recapitulation by OO:</b>		202,373,000.00	0.00	202,373,000.00	202,373,000.00	0.00	0.00	0.00	202,373,000.00	36,394,115.28	37,557,447.86	73,951,563.14	35,001,535.59	36,868,026.36	71,869,561.95	0.00	128,421,436.86	2,082,001.19	
Program 1 - PRESIDENTIAL COMMUNICATIONS PROGRAM		202,373,000.00	0.00	202,373,000.00	202,373,000.00	0.00	0.00	0.00	202,373,000.00	36,394,115.28	37,557,447.86	73,951,563.14	35,001,535.59	36,868,026.36	71,869,561.95	0.00	128,421,436.86	2,082,001.19	

**Certified Correct:**  
  
 MA. ALMA L. FRANCISCO  
 Chief Administrative Officer (Budget Officer V)  
 Date: 06 July 2023

**Certified Correct:**  
  
 MA. TERESA L. UBAS  
 Chief Accountant  
 Date:

**Approved By:**  
  
 CHERBETT KAREN L. MARALIT  
 Undersecretary for Operations/ Administration and Finance  
 Date: