



In following-up, pls. cite DMS ref #

2023-BC-0030118-E

REPUBLIC OF THE PHILIPPINES
DEPARTMENT OF BUDGET AND MANAGEMENT
GENERAL SOLANO STREET, SAN MIGUEL, MANILA

ACKNOWLEDGEMENT RECEIPT

The **DEPARTMENT OF BUDGET AND MANAGEMENT** hereby acknowledges the receipt of your letter/request which has been uploaded to the DBM-Document Management System and routed to the appropriate office/s with the following information:

Sender: PCO - PERSONAL DELIVERY

Document Title: OPS-PROPER-FAR NO. 4 FOR THE MONTH OF FEBRUARY 2023

Document Reference No: 2023-BC-0030118-E

Date and Time Uploaded: Wednesday, March 8, 2023 2:46:26 PM

Uploaded By: CRD RECEIVING JOEVIT

Routed To: BMB-C Lalaine N. Paule

cc:

Total no. of pages received: 1 copy And 1 page

The determination of the completeness of the documentary requirements submitted, if any, is subject to the evaluation of the technical person in charge.

This receipt is system generated and does not require signature.

Received by:




MONTHLY REPORT OF DISBURSEMENTS
For the month of February 2023


Department : Office of the Press Secretary (OPS)
 Agency/Entity : Office of the Press Secretary (Proper)
 Operating Unit : < not applicable >
 Organization Code (UACS) : 25 001 0000000
 Fund Cluster : 01 Regular Agency Fund


Particulars	Current Year Budget					Prior Year's Budget			SUB-TOTAL	Grand Total			Remarks
	PS	MOOE	FinEx	CO	TOTAL	Prior Year's Accounts Payable				PS	MOOE	TOTAL	
	2	3	4	5	6=(2+3+4+5)	7	8	9		23	24	27=(23+24+25+26)	
CASH DISBURSEMENTS	13,346,084.84	13,979,450.35	0.00	0.00	27,325,535.19	0.00	0.00	0.00	27,325,535.19	13,346,084.84	13,979,450.35	27,325,535.19	
Notice of Cash Allocation (NCA)	13,346,084.84	13,979,450.35	0.00	0.00	27,325,535.19	0.00	0.00	0.00	27,325,535.19	13,346,084.84	13,979,450.35	27,325,535.19	
MDS Checks Issued	143,159.33	2,677,487.18	0.00	0.00	2,820,646.51	0.00	0.00	0.00	2,820,646.51	143,159.33	2,677,487.18	2,820,646.51	
Advice to Debit Account	13,202,925.51	11,301,963.17	0.00	0.00	24,504,888.68	0.00	0.00	0.00	24,504,888.68	13,202,925.51	11,301,963.17	24,504,888.68	
Notice of Transfer Allocations (NTA)	0.00	0.00	0.00	0.00	0.00	0.00	0.00	0.00	0.00	0.00	0.00	0.00	
MDS Checks Issued	0.00	0.00	0.00	0.00	0.00	0.00	0.00	0.00	0.00	0.00	0.00	0.00	
Advice to Debit Account	0.00	0.00	0.00	0.00	0.00	0.00	0.00	0.00	0.00	0.00	0.00	0.00	
Working Fund for FAPs	0.00	0.00	0.00	0.00	0.00	0.00	0.00	0.00	0.00	0.00	0.00	0.00	
Cash Disbursement Ceiling (CDC)	0.00	0.00	0.00	0.00	0.00	0.00	0.00	0.00	0.00	0.00	0.00	0.00	
TOTAL CASH DISBURSEMENTS	13,346,084.84	13,979,450.35	0.00	0.00	27,325,535.19	0.00	0.00	0.00	27,325,535.19	13,346,084.84	13,979,450.35	27,325,535.19	
NON-CASH DISBURSEMENTS	1,093,279.17	669,174.39	0.00	0.00	1,762,453.56	0.00	0.00	0.00	1,762,453.56	1,093,279.17	669,174.39	1,762,453.56	
Tax Remittance Advices Issued (TRA)	1,093,279.17	669,174.39	0.00	0.00	1,762,453.56	0.00	0.00	0.00	1,762,453.56	1,093,279.17	669,174.39	1,762,453.56	
Non-Cash Availment Authority (NCAA)	0.00	0.00	0.00	0.00	0.00	0.00	0.00	0.00	0.00	0.00	0.00	0.00	
Disbursements effected through outright	0.00	0.00	0.00	0.00	0.00	0.00	0.00	0.00	0.00	0.00	0.00	0.00	
Overpayment of expenses(e.g. personnel	0.00	0.00	0.00	0.00	0.00	0.00	0.00	0.00	0.00	0.00	0.00	0.00	
Restitution for loss of government property	0.00	0.00	0.00	0.00	0.00	0.00	0.00	0.00	0.00	0.00	0.00	0.00	
Liquidated damages and similar claims	0.00	0.00	0.00	0.00	0.00	0.00	0.00	0.00	0.00	0.00	0.00	0.00	
Others(TEF, BTR-Documentary Stamp Tax, etc.)	0.00	0.00	0.00	0.00	0.00	0.00	0.00	0.00	0.00	0.00	0.00	0.00	
TOTAL NON-CASH DISBURSEMENTS	1,093,279.17	669,174.39	0.00	0.00	1,762,453.56	0.00	0.00	0.00	1,762,453.56	1,093,279.17	669,174.39	1,762,453.56	
GRAND TOTAL	14,439,364.01	14,648,624.74	0.00	0.00	29,087,988.75	0.00	0.00	0.00	29,087,988.75	14,439,364.01	14,648,624.74	29,087,988.75	

Particulars (1)	Previous Report (2)	This Month (3)	As at Date (4)
Total Disbursement Authorities Received	37,947,044.79	32,380,453.56	70,327,498.35
NCA	35,418,000.00	30,618,000.00	66,036,000.00
NTA	0.00	0.00	0.00
Working Fund	0.00	0.00	0.00
TRA	2,529,044.79	1,762,453.56	4,291,498.35
CDC	0.00	0.00	0.00
NCAA	0.00	0.00	0.00
Less: Notice of Transfer of Allocations (NTA)* Issued	0.00	0.00	0.00
Total Disbursement Authorities Available	37,947,044.79	32,380,453.56	70,327,498.35
Less:	0.00	0.00	0.00
Lapsed NCA Disbursements	0.00	0.00	0.00
Less: Other Non-Cash Disbursements	34,372,177.78	29,087,988.75	63,460,166.53
Disbursements effected through outright deductions from claims	0.00	0.00	0.00
Overpayment of expenses(e.g. personnel benefits)	0.00	0.00	0.00
Restitution for loss of government property	0.00	0.00	0.00
Liquidated damages and similar claims	0.00	0.00	0.00
Others (e.g. TEF, BTR, Docs Stamp, etc.)	0.00	0.00	0.00
Add/Less: Adjustments (e.g. cancelled/staled checks)	0.00	0.00	0.00
Balance of Disbursement Authorities as at date	3,574,867.01	3,292,464.81	6,867,331.82
Total Disbursements Program	37,947,044.79	32,380,453.56	70,327,498.35
Less: *Actual Disbursements (Over)/Under spending	34,372,177.78	29,087,988.75	63,460,166.53
Notes: * The use of NTA Is discouraged	3,574,867.01	3,292,464.81	6,867,331.82



Certified Correct:

 MERCELITA H. TAMBIS
 Administrative Officer V

Recommending Approval:

 MA. TERESA L. UBAS
 Chief Accountant

Approved By:

 FRANCISCO P. RODRIGUEZ III
 Assistant Secretary and OIC for Operations,
 Administration and Finance

Date:

Date:

Date: