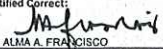





Particulars	UACS CODE	Appropriations			Allotments					Current Year Obligations					Current Year Disbursements					Balances				
		Authorized Appropriation	Adjustments (To)/From/ Modifications/ Augmentations)	Adjusted Appropriations	Allotments Received	Adjustments (Reductions, Modifications/ Augmentations)	Transfer To	Transfer From	Adjusted Allotments	1st Quarter	2nd Quarter	3rd Quarter	4th Quarter	Total	1st Quarter	2nd Quarter	3rd Quarter	4th Quarter	Total	Unreleased Appropriations	Unobligated Allotment	Unpaid Obligations		
										Ending Mar. 31	Ending Jun. 30	Ending Sept 30	Ending Dec 31		Ending Mar. 31	Ending Jun. 30	Ending Sept 30	Ending Dec 31				Due and Demandable	Not Yet Due and Demandable	
1	2	3	4	5=(3+4)	6	7	8	9	10=[(6+7)+8+9]	11	12	13	14	15=[11+12+13+14]	16	17	18	19	20= (16+17+18+19)	20=(5-10)	21=(10-15)	22=(15-20)	23	
III. Special Purpose Fund (Please specify)		64,012,054.00	0.00	64,012,054.00	64,012,054.00	0.00			64,012,054.00	0.00	0.00	0.00	60,319,615.05	60,319,615.05	0.00	0.00	0.00	56,685,138.96	56,685,138.96	0.00	3,692,438.95	3,634,478.09	0.00	
SARO-BMB-C-22-0010391 (TLB)	101407	30,728,774.00		30,728,774.00	30,728,774.00				30,728,774.00				27,099,362.30	27,099,362.30				25,398,694.66	25,398,694.66		3,629,411.70	1,700,667.64	0.00	
SARO-BMB-C-22-0011986 (TLB)	101407	649,903.00		649,903.00	649,903.00				649,903.00				649,902.86	649,902.86				649,902.86	649,902.86		0.14	0.00	0.00	
SARO-BMB-C-22-0010852	101406	22,083,052.00		22,083,052.00	22,083,052.00				22,083,052.00				22,081,870.33	22,081,870.33				21,269,609.27	21,269,609.27		1,181.67	812,261.06	0.00	
SARO-BMB-C-22-0012261	105462	10,550,325.00		10,550,325.00	10,550,325.00				10,550,325.00				10,488,479.56	10,488,479.56				9,366,932.17	9,366,932.17		61,845.44	1,121,647.39	0.00	
Sub-Total, Special Purpose Fund		64,012,054.00	0.00	64,012,054.00	64,012,054.00	0.00			64,012,054.00	0.00	0.00	0.00	60,319,615.05	60,319,615.05	0.00	0.00	0.00	56,685,138.96	56,685,138.96		3,692,438.95	3,634,478.09	0.00	
PS		64,012,054.00	0.00	64,012,054.00	64,012,054.00	0.00			64,012,054.00	0.00	0.00	0.00	60,319,615.05	60,319,615.05	0.00	0.00	0.00	56,685,138.96	56,685,138.96		3,692,438.95	3,634,478.09	0.00	
MOOE																								
Fin Exp. (if applicable)																								
CO																								
PRIOR YEAR BUDGET (CONTINUING APPROPRIATION)		8,815,151.47	0.00	8,815,151.47	8,815,151.47	0.00	0.00	0.00	8,815,151.47	239,680.00	1,238,114.48	4,364,395.68	2,771,624.67	8,613,814.83	239,680.00	1,238,114.48	1,028,115.68	6,107,904.67	8,613,814.83	0.00	201,336.64	0.00	0.00	
A.I.a		6,674,375.29	0.00	6,674,375.29	6,674,375.29	0.00	0.00	0.00	6,674,375.29	239,680.00	900,000.00	3,576,280.00	1,794,270.87	3,173,950.87	239,680.00	900,000.00	240,000.00	5,130,550.87	6,510,230.87	0.00	164,144.42	0.00	0.00	
MOOE	50200000 00	6,674,375.29	-3,500,000.00	3,174,375.29	6,674,375.29	-3,500,000.00			3,174,375.29	239,680.00	900,000.00	240,000.00	1,794,270.87	3,173,950.87	239,680.00	900,000.00	240,000.00	5,130,550.87	6,510,230.87	0.00	164,144.42	0.00	0.00	
CO	50600000 00		3,500,000.00	3,500,000.00	6,674,375.29	0.00			3,500,000.00	0.00	0.00	0.00	3,336,280.00	3,336,280.00	0.00	0.00	240,000.00	1,794,270.87	3,173,950.87	0.00	424.42	0.00	0.00	
A.I.a MOOE		2,140,776.18	0.00	2,140,776.18	2,140,776.18	0.00	0.00	0.00	2,140,776.18	0.00	338,114.48	788,115.68	977,353.80	2,103,583.96	0.00	338,114.48	788,115.68	977,353.80	2,103,583.96	0.00	37,192.22	0.00	0.00	
MOOE	50200000 00	2,103,776.18		2,103,776.18	2,103,776.18				2,103,776.18	0.00	338,114.48	788,115.68	977,353.80	2,103,583.96	0.00	338,114.48	788,115.68	977,353.80	2,103,583.96	0.00	192.22	0.00	0.00	
CO	50600000 00		37,000.00	37,000.00	37,000.00				37,000.00	0.00	0.00	0.00	0.00	0.00	0.00	0.00	0.00	0.00	0.00	0.00	37,000.00	0.00	0.00	
GRAND TOTAL		913,449,205.47	0.00	913,449,205.47	913,449,205.47	0.00	0.00	0.00	913,449,205.47	115,777,400.97	179,606,714.78	90,890,977.46	166,483,412.67	552,758,505.88	109,109,555.85	152,630,614.81	108,410,267.87	170,414,673.54	540,565,122.03	0.00	360,620,699.59	8,365,467.80	3,827,916.00	
PS		224,660,054.00	0.00	224,660,054.00	224,660,054.00	0.00	0.00	0.00	224,660,054.00	39,259,047.72	78,406,041.45	32,549,611.64	70,752,382.13	220,967,082.94	37,311,515.06	64,359,072.30	64,254,273.22	68,902,547.00	214,627,407.58	0.00	3,692,971.06	6,139,678.36	0.00	
MOOE		322,838,151.47	-4,442,000.00	318,396,151.47	322,838,151.47	-4,442,000.00	0.00	0.00	318,396,151.47	74,495,323.13	100,264,673.33	50,107,292.82	90,021,335.54	314,888,624.82	69,775,020.68	97,335,542.51	49,258,201.65	95,244,729.54	311,613,494.38	0.00	3,507,526.65	1,470,894.44	1,804,236.00	
CO		365,951,000.00	4,442,000.00	370,393,000.00	365,951,000.00	4,442,000.00	0.00	0.00	370,393,000.00	2,023,030.12	936,000.00	8,234,073.00	16,902,798.12	2,023,030.12	936,000.00	4,897,793.00	6,267,397.00	14,124,220.12	353,490,201.88	0.00	754,899.00	2,023,680.00	0.00	
Recapitulation by OO:		577,193,000.00	0.00	577,193,000.00	577,193,000.00	0.00	0.00	0.00	577,193,000.00	50,832,636.19	73,479,974.15	34,374,105.96	63,424,164.79	222,110,881.09	47,946,963.33	71,528,002.86	33,484,190.33	65,371,202.37	218,330,358.89	0.00	355,082,118.91	1,504,986.20	2,275,636.00	
Program 1 - PRESIDENTIAL COMMUNICATIONS PROGRAM		577,193,000.00	0.00	577,193,000.00	577,193,000.00	0.00	0.00	0.00	577,193,000.00	50,832,636.19	73,479,974.15	34,374,105.96	63,424,164.79	222,110,881.09	47,946,963.33	71,528,002.86	33,484,190.33	65,371,202.37	218,330,358.89	0.00	355,082,118.91	1,504,986.20	2,275,636.00	

Certified Correct:

 MA ALMA A. FRANCISCO
 Chief Administrative Officer (Budget Officer V)

Certified Correct:

 MA TERESAL UBAS
 Chief Accountant

Recommending Approval:

 MARY GRACE R. BAESA
 Director for Finance
 Date:

Approved By:

 ANTONIO B. NARRA JR.
 Assistant Secretary for Finance
 Date: