

QUARTERLY PHYSICAL REPORT OF OPERATION
As of September 30, 2018

Department : PRESIDENTIAL COMMUNICATIONS OPERATIONS OFFICE (PCOO)
 Agency : Presidential Communications Operations Officer - Proper
 Operating Units : _____
 Organization Code (UACS) : _____

| | |
|---|-----------------------------|
| X | Current Year Appropriations |
| | Supplemental Appropriations |
| | Continuing Appropriations |
| | Off-Budget Account |


| Particulars | Physical Targets | | | | | Physical Accomplishments | | | | | | Variance as of September 30, 2018 | Remarks |
|---|------------------|-------------|-------------|-------------|-------------|--------------------------|-------------|-------------|-------------|-------------|----------------|-----------------------------------|---------|
| | UACS CODE | 1st Quarter | 2nd Quarter | 3rd Quarter | 4th Quarter | Total* | 1st Quarter | 2nd Quarter | 3rd Quarter | 4th Quarter | Total* | | |
| 1 | 2 | 3 | 4 | 5 | 6 | 7=(3+4+5+6) | 8 | 9 | 10 | 11 | 12=(8+9+10+11) | | |
| 1. MFO 1 Media Operations Services | | | | | | | | | | | | | |
| OUTCOME INDICATORS | | | | | | | | | | | | | |
| 1. Percentage of news and photo releases used by selected printed media | | 90% | 93% | 95% | | 92.7% | 90% | 93% | 95% | | 92.7% | 0 | |
| OUTPUT INDICATORS: | | | | | | | | | | | | | |
| 1. Number of news and photo releases disseminated | | 627 | 689 | 758 | | 2074 | 966 | 1178 | 1259 | | 3403 | 1329 | |
| 2. Percentage of Presidential events and visits provided with coverage arrangements | | 95% | 97% | 98% | | 97% | 97% | 98% | 98% | | 97.7% | 0.7% | |


| Particulars | Physical Targets | | | | | Physical Accomplishments | | | | | | Variance as of September 30, 2018 | Remarks |
|--|------------------|-------------|-------------|-------------|-------------|--------------------------|-------------|-------------|-------------|-------------|----------------|-----------------------------------|---------|
| | UACS CODE | 1st Quarter | 2nd Quarter | 3rd Quarter | 4th Quarter | Total* | 1st Quarter | 2nd Quarter | 3rd Quarter | 4th Quarter | Total* | | |
| 1 | 2 | 3 | 4 | 5 | 6 | 7=(3+4+5+6) | 8 | 9 | 10 | 11 | 12=(8+9+10+11) | | |
| B. Support to Operations (STO) Office of the Undersecretary for Office of Legal Affairs | | | | | | | | | | | | | |
| Indicator: | | | | | | | | | | | | | |
| 1. %age of recommended actions adopted by the Secretary and other clients | | | | | | | | | | | | | |
| | | 100% | 100% | 100% | | 100% | 100% | 100% | 100% | | 100% | 0 | |
| 2. %age of legal opinions and outputs released within the prescribed period | | | | | | | | | | | | | |
| | | 100% | 100% | 100% | | 100% | 100% | 100% | 100% | | 100% | 0 | |
| EDP Division & New Media Services Indicator: | | | | | | | | | | | | | |
| 1. %age of the posts that have likes and shares/visitors | | | | | | | | | | | | | |
| | | 100% | 100% | 100% | | 100% | 100% | 98% | 100% | | 99% | -1% | |
| 2. %age of presidential news releases posted in the PCOO website within an hour after the event | | | | | | | | | | | | | |
| | | 94% | 98% | 99% | | 96% | 94% | 98% | 99% | | 96% | 0 | |

| Particulars | Physical Targets | | | | | Physical Accomplishments | | | | | | Variance as of September 30, 2018 | Remarks |
|--|------------------|-------------|-------------|-------------|-------------|--------------------------|-------------|-------------|-------------|-------------|----------------|-----------------------------------|---------|
| | UACS CODE | 1st Quarter | 2nd Quarter | 3rd Quarter | 4th Quarter | Total* | 1st Quarter | 2nd Quarter | 3rd Quarter | 4th Quarter | Total* | | |
| 1 | 2 | 3 | 4 | 5 | 6 | 7=(3+4+5+6) | 8 | 9 | 10 | 11 | 12=(8+9+10+11) | | |
| C. General Administration and Support Services (GASS) Office of the Secretary, Undersecretaries for Operations, Special Concerns and Administration and Finance | | | | | | | | | | | | | |
| Indicator: | | | | | | | | | | | | | |
| 1. %age of actual external/internal stakeholder's concerns approximately responded to | | | | | | | | | | | | | |
| | | 100% | 100% | 100% | | 100% | 87% | 97% | 98% | | 94% | -6% | |
| 2. %age of actual external/internal stakeholder's concerns approximately responded to within 5 working days upon receipt or within the prescribed deadline | | | | | | | | | | | | | |
| | | 100% | 100% | 100% | | 100% | 99% | 99% | 99% | | 99% | -1% | |
| Administrative Service | | | | | | | | | | | | | |
| Indicator: | | | | | | | | | | | | | |
| 1. Satisfaction rate by PCOO Proper operating units of the administrative and logistic services provided | | | | | | | | | | | | | |
| | | 100% | 100% | 100% | | 100% | 95% | 96% | 97% | | 95.5% | -4.5% | |
| 2. On time delivery of administrative and logistic services provided | | | | | | | | | | | | | |
| | | 100% | 100% | 100% | | 100% | 95% | 96% | 96% | | 95.7% | -4.3% | |


| Particulars | UACS CODE | Physical Targets | | | | | Physical Accomplishments | | | | | Variance as of September 30, 2018 | Remarks |
|---|-----------|------------------|-------------|-------------|-------------|-------------|--------------------------|-------------|-------------|-------------|----------------|-----------------------------------|---------|
| | | 1st Quarter | 2nd Quarter | 3rd Quarter | 4th Quarter | Total* | 1st Quarter | 2nd Quarter | 3rd Quarter | 4th Quarter | Total* | | |
| 1 | 2 | 3 | 4 | 5 | 6 | 7=(3+4+5+6) | 8 | 9 | 10 | 11 | 12=(8+9+10+11) | | |
| Finance and Management Service | | | | | | | | | | | | | |
| Indicator: | | | | | | | | | | | | | |
| P1 1. Budget Utilization rate | | | | | | | | | | | | | |
| a) Obligations BUR | | | | | | | | | | | | | |
| | | 100% | 100% | 100% | | 100% | 100% | 100% | 100% | | 100% | 0 | |
| b) Disbursements BUR | | | | | | | | | | | | | |
| | | 100% | 100% | 100% | | 100% | 100% | 90% | 100% | | 98% | -2% | |
| P1 2: Compliance to COA Reporting Requirements within the mandated time | | | | | | | | | | | | | |
| a) Financial Statements | | | | | | | | | | | | | |
| | | 100% | 100% | 100% | | 100% | 95% | 95% | 97% | | 96% | -4% | |
| b) Report on Ageing of Cash Advances | | | | | | | | | | | | | |
| | | 100% | 100% | 100% | | 100% | 100% | 100% | 100% | | 100% | 0 | |

Prepared by:


 EUGENE A. EARLE, Jr.
 Director III


 MA. ALMA A. FRANCISCO
 OIC, Budget Division

Approved by:


 GEORGE A. APACIBLE
 Undersecretary for Finance