

**QUARTERLY PHYSICAL REPORT OF OPERATION
As of the Quarter ending March 31, 2021**

Department
Agency
Operating Units
Organization Code (UACS)

: PRESIDENTIAL COMMUNICATIONS OPERATIONS OFFICE
: Presidential Communications Operations Office - Proper


250010000000

X


Current Year Appropriations
Supplemental Appropriations
Continuing Appropriations
Off-Budget Account

Particulars	Physical Targets					Physical Accomplishment							Remarks
	UACS CODE	1st Quarter	2nd Quarter	3rd Quarter	4th Quarter	Total*	1st Quarter	2nd Quarter	3rd Quarter	4th Quarter	Total*	Variance as of March 31, 2021	
1	2	3	4	5	6	7=(3+4+5+6)	8	9	10	11	12=(8+9+10+11)		
A. MFO 1 Media Operations Services													
Outcome Indicator:													
1. Percentage of news and photo releases used by selected printed data		94%	94%	94%	94%	94%	100%					6%	
Outcome Indicators:													
1. Number of news and photo releases disseminated		838	838	837	837	3,350	840					2	
2. Percentage of Presidential events and visits provided with coverage arrangements		95%	95%	95%	95%	95%	100%					5%	


Prepared by:


ANA MARIE C. CALAPIT
Chief (Planning Officer V),
Media Research and Development Staff

In coordination with:


MA. ALMA A. FRANCISCO
Chief Administrative Officer (Budget Officer V),
Budget Division

Approved by:


ATTY. KRISTIAN R. ABLAN, CESO II
Undersecretary for Administration, Finance, and Freedom of Information