

STATEMENT OF APPROPRIATIONS, ALLOCATIONS, DELIBERATIONS, OBLIGATIONS AND BALANCES
as of the Quarter Ending September 30, 2014

Department: PRESIDENTIAL COMMUNICATIONS OPERATIONS OFFICE
Agency: PRESIDENTIAL COMMUNICATIONS OPERATIONS OFFICE - (PROPER)
Operational Unit: 000000
Organization Code: 04001 22 0
Funding Source Code (as entered): 101
e.g. 000 Fund Code: 101,001, 101





Current Year Appropriations
Supplemental Appropriations
Continuing Appropriations

Particulars	UNTS CODE	Appropriations		Allocations					Current Year Obligations					Current Year Disbursements					Reserves					
		Authorized Appropriation	Adjusted (Total) (To/Fro of Realign. Mark)	Adjusted Appropriations	Allocations Received	ACORN (see Federal Alloc. Realign. Mark)	To/Fro of FY 14	To/Fro of FY 13	Adjusted Total Allocations	1st Quarter Ending March 31	2nd Quarter Ending June 30	3rd Quarter Ending Sept. 30	4th Quarter Ending Dec. 31	Total	1st Quarter Ending March 31	2nd Quarter Ending June 30	3rd Quarter Ending Sept. 30	4th Quarter Ending Dec. 31	Total	Unexp. Avail. (a)	Unoblig. Avail. (b)	Out-stands (c)	Net Pay. Due (d)	
1	2	3	4	3+5	6	7	8	9	10=20+(7)+8+9	11=10	12	13	14	15=(11)+(12)+(13)+(14)	16	17	18	19	20=(16)+(17)+(18)+(19)	21=(10)-(20)	22=(19)-(21)	23	24	
Agency Specific Budget	1 01 101																							
General Administration and Support		49,875,000		49,875,000	49,875,000				49,875,000	12,829,246.11	16,439,218.27	11,779,286.78		38,737,851.16	8,763,349.83	12,477,818.83	16,448,344.63		37,697,513.29	0	11,177,487.73			
General Administration and Support - P&P	1 00 000000																							
P&P	00700000 00	31,171,000		31,171,000	31,171,000				31,171,000	7,400,181.53	9,999,791.59	6,091,402.76		23,491,375.88	4,724,767.23	8,897,267.68	9,970,430.79		33,218,235.70	0	7,116,237.84			
MCOE	00000000 00	18,699,000		18,699,000	18,699,000				18,699,000	5,126,149.58	6,439,426.68	5,687,884.02		16,853,456.28	4,038,581.60	3,579,921.41	1,730,914.83		9,352,917.91	0	4,015,019.73			
For Exp of activities - CO				0																				
Support to Operations - P&P	2 00 000000																							
P&P	00100000 00																							
MCOE	00000000 00																							
For Exp of activities - CO																								
Operations - MFC (MFC Discretion) - P&P	3 01 010000	182,098,000		182,098,000	182,098,000				182,098,000	46,943,734.87	34,053,373.81	34,000,330.04		115,211,368.72	41,436,296.82	33,669,871.16	20,138,136.27		95,244,294.25	0	34,846,831.17			
P&P	00100000 00																							
MCOE	00000000 00																							
For Exp of activities - CO																								
Operations - MFC (MFC Discretion) - P&P	3 01 010000																							
P&P	00100000 00																							
MCOE	00000000 00																							
For Exp of activities - CO																								
Operations - MFC (MFC Discretion) - P&P	3 01 010000																							
P&P	00100000 00																							
MCOE	00000000 00																							
For Exp of activities - CO																								
Sub-Total, Agency Specific Budget		2,785,900.00		2,785,900.00	2,785,900.00				2,785,900.00	899,284.42	719,430.84	705,681.33		2,324,396.61	479,943.48	709,821.86	716,316.29		2,896,756.67	0	449,423.39			
Special Account in the General Fund (Please specify)	1 04 102																							
Minor Vehicle Lease Charge Fund - MCOE		2,785,900.00		2,785,900.00	2,785,900.00				2,785,900.00	899,284.42	719,430.84	705,681.33		2,324,396.61	479,943.48	709,821.86	716,316.29		2,896,756.67	0	449,423.39			
Sub-Total, Automotive Appropriations		2,785,900.00		2,785,900.00	2,785,900.00				2,785,900.00	899,284.42	719,430.84	705,681.33		2,324,396.61	479,943.48	709,821.86	716,316.29		2,896,756.67	0	449,423.39			
Special Purpose Fund (Please specify)		6,688,798.00		6,688,798.00	6,688,798.00				6,688,798.00	863,889.67	881,708.76			1,745,598.43	863,889.67	881,708.76			3,527,598.43	0	6,438,800.63			
MACC LANTANA PERSONNEL BENEFITS OF SARG SMO-CAMMAM ended May 28, 2014 To cover payment of FY 2013 Performance Base Bonus	488	1,289,798.00		1,289,798.00	1,289,798.00				1,289,798.00	863,889.67	881,708.76			1,745,598.43	863,889.67	881,708.76			3,527,598.43	0	25,800.63			
RETIREMENT BENEFITS (PENSION AND GR) SARG SMO-C 14 000463 ended April 16, 2014 Terminal Leave Benefits of Mr. George A. Yarbuck	1 01	14,500.00		14,500.00	14,500.00				14,500.00					14,500.00					14,500.00	0	0.00			
SARG SMO-C 14 001133 ended August 13, Terminal Leave Benefits of Mr. George T. Suleman	1 01	498,700.00		498,700.00	498,700.00				498,700.00					498,700.00					498,700.00	0	498,700.00			
CONTINGENT FUND SARG SMO-C 14 0004126 ended April 16, 2014 To cover expenses for the production of 1.0 400 documents to be submitted to the The Japan Project of Series of 200 Documents Commencing the Aquatic Query Program for Database Transformation under OP contract ended June 25, 2014	1 01	5,409,000.00		5,409,000.00	5,409,000.00				5,409,000.00					5,409,000.00					5,409,000.00	0	6,900,000.00			
Sub-Total, Special Purpose Fund		6,688,798.00		6,688,798.00	6,688,798.00				6,688,798.00	863,889.67	881,708.76			1,745,598.43	863,889.67	881,708.76			3,527,598.43	0	6,438,800.63			
P&P		1,289,798.00		1,289,798.00	1,289,798.00				1,289,798.00	863,889.67	881,708.76			1,745,598.43	863,889.67	881,708.76			3,527,598.43	0	25,800.63			
MCOE		5,409,000.00		5,409,000.00	5,409,000.00				5,409,000.00					5,409,000.00					5,409,000.00	0	6,900,000.00			
For Exp of activities - CO																								
GRAND TOTAL		21,388,798.00		21,388,798.00	21,388,798.00				21,388,798.00	80,201,867.85	89,083,123.71	47,641,896.67		189,927,887.23	46,270,606.43	47,749,711.89	31,669,363.86		189,296,763.91	0	63,239,211.82			
P&P		37,369,798		37,369,798	37,369,798				37,369,798	8,710,281.58	10,101,869.77	6,671,298.74		25,493,450.09	8,601,669.04	12,639,278.15	3,202,071.39		47,536,418.35	0	4,488,113.71			
MCOE		189,890,000		189,890,000	189,890,000				189,890,000	72,491,586.27	78,981,253.94	40,970,597.93		164,463,438.14	37,668,937.39	35,110,433.74	28,467,292.47		172,555,108.70	0	58,751,098.11			
For Exp of activities - CO		14,291,000		14,291,000	14,291,000				14,291,000	13,789,821.86				13,789,821.86	13,441,247.87	133,074.02		13,789,821.86	0	913,018.01				

STATEMENT OF APPROPRIATIONS, ALLOTMENTS, OBLIGATIONS, DISBURSEMENTS AND BALANCES
As of the Quarter Ending September 30, 2012

Department: PRESIDENTIAL COMMUNICATIONS OPERATIONS OFFICE
Agency: PRESIDENTIAL COMMUNICATIONS OPERATIONS OFFICE - (PROFEN)
Operative Unit: 000000
Organization Code (OAC): 00 0
Funding Source Code (as indicated): 101
(e.g. OIG Fund Code: 101,102,101)

Current Year Appropriations
Supplemental Appropriations
Continuing Appropriations

Particulars	OACB CODE	Appropriations		Adjustments					Current Year Obligations					Current Year Disbursements					Balances					
		Authorized Appropriation	Adjusted Appropriation	Adjustments Retained	ADJUSTED (with Disbursements) (7-8)	Transfers (7-9)	Total Adjustments	1st Quarter Ending March 31	2nd Quarter Ending June 30	3rd Quarter Ending Sept. 30	4th Quarter Ending Dec. 31	Total	1st Quarter Ending March 31	2nd Quarter Ending June 30	3rd Quarter Ending Sept. 30	4th Quarter Ending Dec. 31	Total	Unexp. Appropriations	Unobligated Amount	Unexp. Due and Demand	Net Due and Demand			
1	2	3	4	5	6	7	8	9	10	11	12	13	14	15	16	17	18	19	20	21	22	23	24	
Appropriation by WFO: WFO 1 WFO 2 OF WHICH: State Programs/Projects WBA No. 1 - Anti-Corruption, Transparency, Accountability and Participatory Governance Program Budgeting: 657 Other State Programs and Projects and supported by the President through FWS 742		211,350,798	211,350,798	211,350,798					211,350,798	46,291,487.86	92,038,216.71	47,469,995.87		196,812,507.06	86,713,608.43	47,745,111.80	31,649,983.88		166,108,704.11		45,242,093.67		120,866,610.44	
Certified Correct:  MA ALMA A. FRANCISCO Budget Officer Date: 7	Certified Correct:  MA TERESA L. USAS OIG Accountant Date:	Recommending Approval:  MA CECILIA N. JAVILLOAN Director II, Acting Director, PWS Date:										Approved By:  HERRING B. COLEMAN SECRETARY Date:												