

STATEMENT OF APPROPRIATIONS, ALLOTMENTS, OBLIGATIONS, DISBURSEMENTS AND BALANCES
As of the Quarter Ending December 31, 2014

FAR No. 1

Department: PRESIDENTIAL COMMUNICATIONS OPERATIONS OFFICE
Agency: PRESIDENTIAL COMMUNICATIONS OPERATIONS OFFICE - (PROPER)
Operations Unit: 0000003
Organization Code (UACS) 25 0 :
Funding Source Code (as clustered) : 101
(e.g. Old Fund Code: 101, 102, 101)

Current Year Appropriations
Supplemental Appropriations
Continuing Appropriations

Particulars	UACS CODE	Appropriations			Allotments				Current Year Obligations					Current Year Disbursements					Balances				
		Authorized Appropriation	Adjustments (Transfer (To)/From, Real)	Adjusted Appropriations	Allotments Received	Adjustments (Withdrawal, Real)	Transfer From	Adjusted Total Allotments	1st Quarter Ending March 31	2nd Quarter Ending June 30	3rd Quarter Ending Sept. 30	4th Quarter Ending Dec. 31	Total	1st Quarter Ending March 31	2nd Quarter Ending June 30	3rd Quarter Ending Sept. 30	4th Quarter Ending Dec. 31	Total	Unencumbered Appropriations	Unobligated Allotment	Due and Payable	Not Due and Payable	
1	2	3	4	5=(3+4)	6	7	8	9	10=(8+(-7)+4+9)	11	12	13	14	15=(11+12+13+14)	16	17	18	19	20=(16+17+18+19)	21=(5-10)	22=(10-18)	23	24
Sub-Total, Special Purpose Fund		7,851,085.00		7,851,085.00	7,851,085.00				7,851,085.00		883,088.87	881,708.70	8,041,241.78	7,778,845.18		883,088.87	881,708.70	8,041,241.78	7,047,583.04		26,014.87		
PS		2,401,050.00		2,401,050.00	2,401,050.00				2,401,050.00		253,068.87	381,708.70	1,141,241.78	2,378,040.18		253,068.87	381,708.70	1,141,241.78	2,378,040.18		26,014.87		
MOOE		5,400,000.00		5,400,000.00	5,400,000.00				5,400,000.00			800,000.00	4,900,000.00	5,400,000.00				4,871,112.81	4,871,112.81				
Fin Exp. (if applicable)																							
CO																							
GRAND TOTAL		212,982,091.00		212,982,091.00	212,982,091.00				212,982,091.00	80,291,487.80	80,085,212.71	47,888,868.87	83,896,785.40	212,008,340.48	80,870,808.48	47,744,711.80	21,880,383.88	68,811,283.88	188,907,867.87	0	883,780.82		
PS		38,581,091		38,581,091	38,581,091				38,581,091	8,718,081	10,565,810	9,813,797	9,842,250	38,955,836.15	5,881,584	10,838,078	10,202,091	10,100,549	36,827,283.00	0	26,182.88		
MOOE		188,880,000		188,880,000	188,880,000				188,880,000	37,794,464.13	39,471,402.84	38,075,112.18	44,383,823.14	188,671,480.34	31,747,778.42	36,887,989.33	21,478,332.82	58,806,704.21	149,298,772.58	0	18,918.88		
Fin Exp. (if applicable)																							
CO		14,291,000		14,291,000	14,291,000				14,291,000	13,780,921.89				13,780,921.89	13,441,247.87	336,674.02			13,780,921.89	0	510,078.01		
Recapitulation by NFO:																							
NFO 1																							
NFO 2																							
OF WHICH:																							
Major Programs/Projects																							
KRA No. 1 - Anti-Corruption, Transparent, Accountable and Participatory Governance																							
Program Budgeting: MPP		212,982,091		212,982,091	212,982,091				212,982,091	80,291,487.80	80,085,212.71	47,888,868.87	83,896,785.40	212,008,340.48	80,870,808.48	47,744,711.80	21,880,383.88	68,811,283.88	188,907,867.87	0	883,780.82		
Other Major Programs and Projects and monitored by the President through FMS PAP																							

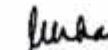
Certified Correct:

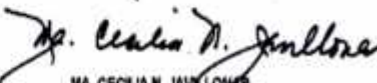
Certified Correct:


Recommending Approval:

Approved by:


MA. ALMA L. FRANCISCO
Budget Officer


MA. TERESA L. UBAS
Chief Accountant


MA. CECILIA N. JAVI LOMAR
Director III / Acting Director FMS


HERMINO B. COLONA, JR.
SECRETARY