




STATEMENT OF APPROPRIATIONS, ALLOTMENTS, OBLIGATIONS, DISBURSEMENTS AND BALANCES
As of the Quarter Ending September 30, 2015

Department : PRESIDENTIAL COMMUNICATIONS OPERATIONS OFFICE
 Agency : PRESIDENTIAL COMMUNICATIONS OPERATIONS OFFICE - (PROPER)
 Operating Unit : _____
 Organization Code (U) : _____
 Funding Source Code (as clustered) : _____
 (e.g. Old Fund Code: 101, 102, 151)

	Current Year Appropriations
	Supplemental Appropriation
	Continuing Appropriations

Particulars	UACS CODE	Appropriations		Allotments					Current Year Obligations					Current Year Disbursements				Balances		Unpa id 1 2 3 4			
		Authoriz ed Appropriation	Adjus ted Appropriations	Allo tments Re ceiv ed	Al lo t m e n t s	Tr an s f er r e d	Tr an s f er r e d	Tr an s f er r e d	Tr an s f er r e d	1st Quarter Ending March 31	2nd Quarter Ending June 30	3rd Quarter Ending Sept. 30	4th Quar ter End ing Dec. 31	Total	1st Quarter Ending March 31	2nd Quarter Ending June 30	3rd Quarter Ending Sept. 30	4th Quar ter End ing Dec. 31	Total		Use less and App ropri ations	Unobligat ed Allotment	
1	2	3	4	5=(3+4)	6	7	8	9	10=[(6+(-)7) -8+9]	11.00	12	13	14	15=(11+12+13+ 14)	16	17	18	19	20=(16+17+18+1 9)	21 =(5 10)	22=(10-15)	2 3 4	
III. Special Purpose Fund (Please specify)																							
MPEF-PS	1 01	3,351,776	3,351,776	3,351,776					3,351,776	1,312,769.89	3,351,776.00			3,351,776.00	1,302,000.00	2,049,776.00			3,351,776.00			0.00	
PQF-PS (Pension B)	1 01	1,334,278	1,334,278	1,334,278					1,334,278	21,506.38	1,334,278.27			1,334,278.27	21,506.38				1,334,278.27			1.73	
Contingent Fund		5,400,000	5,400,000	5,400,000					5,400,000	860,347.55	1,485,701.11			2,346,048.66	385,347.55	919,079.11			1,304,426.66			3,053,951.34	
Sub-Total, Special Purpose Fund		10,086,054	10,086,054	10,086,054					10,086,054	1,312,769.89	4,233,429.93			7,032,100.93	1,312,769.89	1,708,853.93			5,990,478.93			3,053,953.07	
PS		4,886,054	4,886,054	4,886,054					4,886,054	3,373,282.38	4,686,052.27			4,686,052.27	1,323,506.38	2,049,776.00			4,686,052.27			1.73	
MDOE		5,400,000	5,400,000	5,400,000					5,400,000	860,347.55	1,485,701.11			2,346,048.66	385,347.55	919,079.11			1,304,426.66			3,053,951.34	
Fin Exp (if applicable)																			0.00				
CO																							
IV. Prior Year Budget (Continuing Appropriations)		527,064.98	527,064.98	527,064.98					527,064.98													527,064.98	
PS																							
MDOE		16,986.97	16,986.97	16,986.97					16,986.97													16,986.97	
Fin Exp (if applicable)																							
CO		510,078.01	510,078.01	510,078.01					510,078.01													510,078.01	
Sub-Total, Prior Year Budget (Continuing Appropriations)		527,064.98	527,064.98	527,064.98					527,064.98													527,064.98	
PS																							
MDOE		16,986.97	16,986.97	16,986.97					16,986.97													16,986.97	
Fin Exp (if applicable)																							
CO		510,078.01	510,078.01	510,078.01					510,078.01													510,078.01	
GRAND TOTAL		207,493,118.96	207,493,118.96	207,493,118.96					207,493,118.96	44,557,535.14	62,781,961.68			152,144,954.52	37,530,984.03	44,016,420.93			122,707,081.59	0		55,348,164.46	
PS		43,727,054.00	43,727,054.00	43,727,054.00					43,727,054.00	10,433,067.34	12,978,427.07			31,557,596.22	7,947,960.98	10,940,455.97			28,913,438.74	0		12,169,457.78	
MDOE		163,255,986.97	163,255,986.97	163,255,986.97					163,255,986.97	34,124,467.80	49,803,534.61			120,587,358.30	29,583,623.05	33,075,964.96			93,793,642.85	0		42,688,626.67	
Fin Exp (if applicable)																				0			
CO		510,078.01	510,078.01	510,078.01					510,078.01	0.00	0.00									0		510,078.01	
Recapitulation by MFO:																							
MFO 1																							
MFO 2																							
OF WHICH:																							
Major Programs/Projects																							
KRA No. 1 - Anti-Corruption, Transparent, Accountable and Participatory Governance																							
Program Budgeting: MPP		207,493,118.96	207,493,118.96	207,493,118.96					207,493,118.96	44,557,535.14	62,781,961.68			152,144,954.52	37,530,984.03	44,016,420.93			122,707,081.59	0		55,348,164.46	
Other Major Programs and Projects and monitored by the President through PMS																							
PAP																							
...continue down to the last PAP																							
...continue down to the last Program Budgeting																							
...continue down to the last KRA																							
Certified Correct: MA. ALMA J. FRANCISCO Budget Officer Date:		Certified Correct:  MA. TERESA L. UBAS Chief Accountant Date:																					
		Recommending Approval:  MA. CECILIA N. JAVILONAR Director, FMS Date:																					
		Approved By:  HERMINIO B. COLOMA, JR. Agency Head/Department Secretary Date:																					